


Moment Insensitive Single Point LOAD CELL

OBU Series



- Capacities 0-0.5kg to 1000kg
- Sealed to IP65
- High Accuracy
- Robust Construction
- Sense wire facility
- Excellent Performance/Price Ratio
- 3 YEAR WARRANTY

Options Available

Other Ranges available on request

ATEX Certificate: EEx ia IIC T4

Equivalents to other manufacturers available

IP67 Sealing option on OBUC & OBUH

Integration into a Finished Weighing Platform

Stainless Steel versions available on request

Can be supplied calibrated as a system with any of our Instrumentation range

DESCRIPTION

The OBU series of moment insensitive single point load cells were primarily engineered for use and integration within industrial and laboratory scales, they are however equally suited for use in a wide range of force measurement applications.

The design of the OBU accompanied by the volume manufacturing techniques employed to build this series of load cells makes it an ideal solution for applications where low forces are to be measured within a tight budget.

Environmental sealing to IP65 (IP67 optional) gives the series added protection when in use in damp or wet environments, whilst overload stops are easily employed to give added mechanical protection.

The OBU is constructed from anodised aluminium alloy, giving it a low self weight. The OBUC & OBUH are provided with sense wires for compensation of voltage drops along the load cell cable.

Transducer Specialists...

APPLIED MEASUREMENTS LIMITED

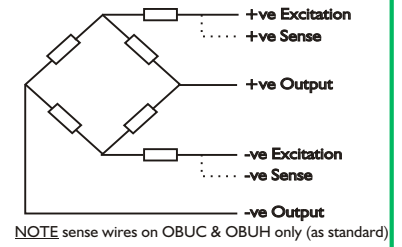
3 MERCURY HOUSE - CALLEVA PARK - ALDERMASTON - BERKSHIRE - RG7 8PN - UK

Tel: (+44) 0118 981 7339 Fax: (+44) 0118 981 9121 email: info@appmeas.co.uk Internet: www.appmeas.co.uk



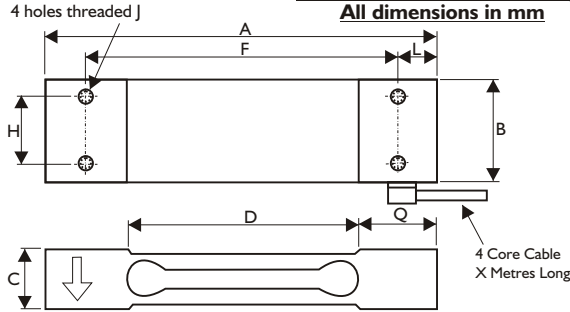
SPECIFICATION

Wiring Schematic Diagram

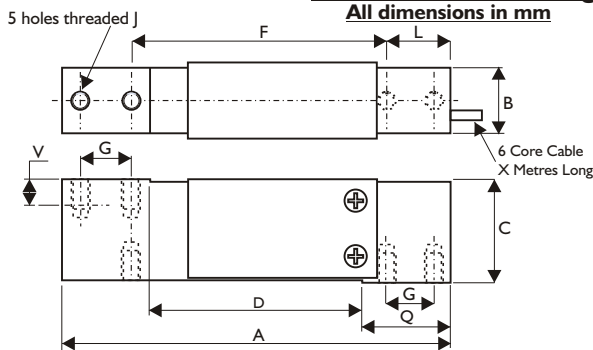


CHARACTERISTICS	OBUG	OBUC	OBUH	UNITS
Rated Capacity:	0.5, 1, 2, 3, 5, 7, 10, 15, 20, 30, 35	5, 7, 10, 15, 20, 30, 50, 75, 100	50, 75, 100, 150, 200, 300, 500, 635, 1000	kg
Rated Output:	2 ± 1% (1.5 nom below 2kg)	2.0 ± 10%		mV/V
Maximum Platform Dimensions:	200 x 200 (0.5 to 2kg) 350 x 350 (3 to 35kg)	400 x 400	600 x 600	mm
Excitation Voltage Recommended:	10			VDC or VAC
Maximum:	15			VDC or VAC
Non-Linearity:	<0.03			±% of Rated Capacity
Hysteresis:	<0.02			% of Rated Capacity
Repeatability:	<0.02			±% of Rated Capacity
Zero Return (Creep):	<0.03			±% of Rated Capacity
Zero Balance:	<1.0	<10.0		±% of Rated Output
Temperature Range Operating:	-20 to +80	-30 to +70		°C
Compensated:	-10 to +70	-10 to +40		°C
Temperature Effects On Output:	<0.002	<0.0015		±% of Applied Load/°C
On Zero:	<0.002	<0.006		± of Rated Capacity/°C
Input Resistance:	380 ± 20	415 ± 15		ohms
Output Resistance:	350 ± 5	350 ± 3		
Environmental Protection:	IP65			

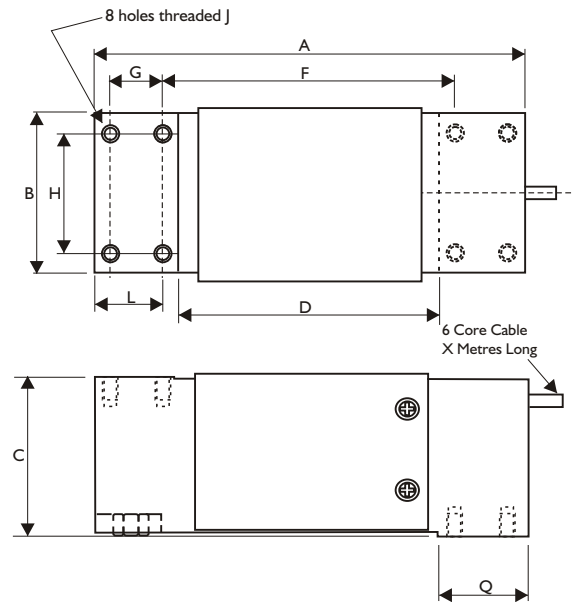
OBUG Outline Drawing
All dimensions in mm



OBUC Outline Drawing
All dimensions in mm



OBUH Outline Drawing
All dimensions in mm



MODEL	RANGE (kg)	A	B	C	D	F	G	H	L	Q	V	X	J
OBUG	0.5, 1, 2	70	15	22	46	58	-	7	6	12	-	0.5	M3x0.5- 22 deep
OBUG	3, 5, 7	130	25.4	22	80	106	-	15	12	25	-	0.5	M6x1- 22 deep
OBUG	10, 15, 20, 30	130	30	22	80	106	-	15	12	25	-	0.5	M6x1- 22 deep
OBUG	35	130	40	22	80	106	-	15	12	25	-	0.5	M6x1- 22 deep
OBUC	5, 10, 15, 20, 30, 50, 75, 100	150	25.4	40	82	100	19.05	-	25	34	10.5	1.0	M6x1- 10 deep
OBUH	50, 100, 200, 300, 500, 1000	191	76.2	75	111	125	25	60	33	40	-	3.0	M8x1.25- 15 deep

